


United Way of Linn County

Needs Assessment Survey

Spring 2008


1. Regarding basic human needs, what are the most pressing health and human service issues facing residents of Linn County?							
	Major Problem	Moderate Problem	Minor Problem	Not A Problem	N/A	Rating Average	Response Count
Affordable Housing	31.3% (30)	47.9% (92)	17.7% (34)	1.6% (3)	1.6% (3)	1.89	192
Debt Management	22.9% (44)	44.8% (86)	27.1% (52)	1.0% (2)	4.2% (8)	2.07	192
Dental Care	41.1% (79)	42.2% (81)	14.1% (27)	0.5% (27)	2.1% (4)	1.73	192
Drug Abuse	79.7% (153)	18.2% (35)	1.6% (3)	0.0% (0)	0.5% (1)	1.21	192
Emergency Shelter	39.6% (76)	37.0% (71)	18.2% (35)	1.0% (2)	4.2% (8)	1.8	192
Employment	23.4% (45)	59.4% (114)	10.9% (21)	4.2% (8)	2.1% (4)	1.96	192
Food	20.3% (39)	55.2% (106)	19.3% (37)	3.6% (7)	1.6% (3)	2.06	192
Health Care	63.0% (121)	28.6% (55)	6.8% (13)	0.0% (0)	1.6% (3)	1.43	192
Medication Assistance	44.8% (86)	39.1% (75)	10.4% (20)	2.6% (5)	3.1% (6)	1.7	192
Mental Health	55.2% (106)	29.7% (57)	13.5% (26)	0.0% (0)	1.6% (3)	1.58	192
Transportation	20.3% (39)	43.2% (83)	30.7% (59)	3.1% (6)	2.6% (5)	2.17	192
Other	 view						15

2. What are the most pressing health and human service issues facing children in Linn County ages 1 to 8?							
	Major Problem	Moderate Problem	Minor Problem	Not A Problem	N/A	Rating Average	Response Count
Affordable Housing	27.4% (51)	40.3% (75)	19.4% (36)	2.2% (4)	10.8% (20)	1.96	186
Child Abuse	37.4% (71)	48.4% (92)	11.1% (21)	0.5% (1)	2.6% (5)	1.74	190
Dental Care	37.4% (71)	44.2% (84)	16.8% (32)	0.5% (1)	1.1% (2)	1.8	190
Drug Abuse	39.9% (75)	22.3% (42)	15.4% (29)	12.8% (24)	9.6% (18)	2.01	188

United Way of Linn County

Needs Assessment Survey

Spring 2008


Education	21.1% (40)	35.3% (67)	27.9% (53)	14.2% (27)	1.6% (3)	2.36	190
Employment	4.9% (9)	24.0% (44)	9.8% (18)	10.4% (19)	50.8% (93)	2.52	183
Food	23.3% (44)	47.6% (90)	25.9% (49)	2.1% (4)	1.1% (2)	2.07	189
Health Care	52.1% (99)	35.8% (68)	8.9% (17)	1.6% (3)	1.6% (3)	1.59	190
Mental Health	29.1% (55)	37.0% (70)	25.4% (48)	6.3% (12)	2.1% (4)	2.09	189
Mentoring	27.5% (52)	41.8% (79)	23.8% (45)	3.2% (6)	3.7% (7)	2.03	189
Parenting Skills	49.5% (94)	37.4% (71)	4.2% (8)	1.6% (3)	7.4% (14)	1.55	190
Quality Child Care	32.6% (62)	48.9% (93)	14.2% (27)	1.6% (3)	2.6% (5)	1.84	190
Recreational Opportunities	20.0% (38)	31.1% (59)	35.3% (67)	11.1% (21)	2.6% (5)	2.38	190
Other							11

3. What are the most pressing health and human service issues facing children in Linn County ages 9 to 18?							
	Major Problem	Moderate Problem	Minor Problem	Not A Problem	N/A	Rating Average	Response Count
Affordable Housing	24.2% (44)	38.5% (70)	22.0% (40)	4.4% (8)	11.0% (20)	2.07	182
Child Abuse	28.9% (55)	52.6% (100)	15.8% (30)	1.1% (2)	1.6% (3)	1.89	190
Dental Care	37.8% (71)	44.1% (83)	15.4% (29)	1.1% (2)	1.6% (3)	1.79	188
Drug Abuse	61.6% (117)	33.2% (63)	4.7% (9)	0.5% (1)	0.0% (0)	1.44	190
Education	24.9% (47)	45.5% (86)	19.0% (36)	10.1% (19)	0.5% (1)	2.14	189
Employment	13.2% (25)	43.4% (82)	27.5% (52)	8.5% (16)	7.4% (14)	2.34	189
Food	19.0% (36)	51.3% (97)	24.9% (47)	4.2% (8)	0.5% (1)	2.14	189
Health Care	44.7% (84)	42.0% (79)	10.6% (20)	1.1% (2)	1.6% (3)	1.68	188

United Way of Linn County

Needs Assessment Survey

Spring 2008


Mental Health	41.5% (78)	43.1% (81)	14.9% (28)	0.0% (0)	0.5% (1)	1.73	188
Mentoring	42.0% (79)	43.1% (81)	12.8% (24)	0.5% (1)	1.6% (3)	1.71	188
Parenting Skills	43.6% (82)	43.1% (81)	10.6% (20)	0.0% (0)	2.7% (5)	1.66	188
Quality Childcare	19.8% (37)	42.8% (80)	26.7% (50)	4.3% (8)	6.4% (12)	2.17	187
Recreational Opportunities	36.5% (69)	38.6% (73)	18.0% (34)	6.3% (12)	0.5% (1)	1.94	189
Teen Pregnancy	37.8% (71)	51.1% (96)	10.1% (19)	0.0% (0)	1.1% (2)	1.72	188
Other							12

4. What are the most pressing health and human service issues facing seniors in Linn County?							
	Major Problem	Moderate Problem	Minor Problem	Not A Problem	N/A	Rating Average	Response Count
Access To Resources	34.3% (62)	46.4% (84)	11.6% (21)	1.7% (3)	6.1% (11)	1.79	181
Affordable Housing	48.6% (87)	33.5% (60)	8.9% (16)	2.8% (5)	6.1% (11)	1.64	179
Assisted Living Placement	33.1% (59)	48.3% (86)	11.2% (20)	1.7% (3)	5.6% (10)	1.8	178
Companionship	30.2% (54)	46.9% (84)	14.0% (25)	2.2% (4)	6.7% (12)	1.87	179
Debt Management	11.8% (21)	50.0% (89)	28.7% (51)	2.8% (5)	6.7% (12)	2.24	178
Education	4.0% (7)	20.5% (36)	42.0% (74)	17.6% (31)	15.9% (28)	2.87	176
Employment	6.8% (12)	35.8% (63)	35.2% (62)	8.0% (14)	14.2% (25)	2.52	176
Food	23.0% (41)	52.2% (93)	18.5% (33)	1.1% (2)	5.1% (9)	1.98	178
Health Care	59.2% (106)	32.4% (58)	3.9% (7)	0.0% (0)	4.5% (8)	1.42	179
In Home Assistance	44.1% (78)	36.7% (65)	13.0% (23)	0.0% (0)	6.2% (11)	1.67	177
Low Incomes	56.1% (101)	32.8% (59)	4.4% (8)	1.7% (3)	5.0% (9)	1.49	180

United Way of Linn County

Needs Assessment Survey

Spring 2008


Medication Assistance	64.2% (115)	24.6% (44)	5.6% (10)	0.0% (0)	5.6% (10)	1.38	179
Mental Health	33.3% (59)	45.2% (80)	14.7% (26)	0.6% (1)	6.2% (11)	1.81	177
Recreational Opportunities	10.6% (19)	38.5% (69)	32.4% (58)	12.3% (22)	6.1% (11)	2.49	179
Transportation	41.7% (75)	38.3% (69)	13.3% (24)	2.2% (4)	4.4% (8)	1.75	180
Other						 view	11

5. What are the most pressing health and human service issues facing people with disabilities in Linn County?							
	Major Problem	Moderate Problem	Minor Problem	Not A Problem	N/A	Rating Average	Response Count
Access To Resources	39.2% (69)	40.3% (71)	13.1% (23)	2.3% (4)	5.1% (9)	1.77	176
Affordable Housing	46.6% (82)	34.1% (60)	12.5% (22)	0.6% (1)	6.3% (11)	1.65	176
Assisted Living Placement	33.0% (58)	42.0% (74)	16.5% (29)	1.1% (2)	7.4% (13)	1.85	176
Companionship	23.4% (41)	46.3% (81)	20.0% (35)	1.7% (3)	8.6% (15)	2	175
Debt Management	14.0% (24)	46.5% (80)	29.1% (50)	1.7% (3)	8.7% (15)	2.2	172
Education	14.7% (26)	40.7% (72)	32.2% (57)	4.5% (8)	7.9% (14)	2.29	177
Employment	33.1% (59)	44.9% (80)	12.4% (22)	1.7% (3)	7.9% (14)	1.81	178
Food	18.6% (33)	44.6% (79)	26.0% (46)	2.8% (5)	7.9% (14)	2.14	177
Health Care	48.3% (86)	36.0% (64)	8.4% (15)	1.1% (2)	6.2% (11)	1.6	178
In Home Assistance	40.3% (71)	36.4% (64)	13.6% (24)	2.3% (4)	7.4% (13)	1.76	176
Independent Living	44.3% (78)	39.2% (69)	8.5% (15)	1.1% (2)	6.8% (12)	1.64	176
Low Income	48.3% (86)	37.1% (66)	8.4% (15)	0.0% (0)	6.2% (11)	1.57	178


United Way of Linn County

Needs Assessment Survey

Spring 2008

Medication Assistance	43.5% (77)	35.6% (63)	13.6% (24)	0.6% (1)	6.8% (12)	1.69	177
Mental Health	48.3% (85)	36.4% (64)	9.1% (16)	0.0% (0)	6.3% (11)	1.58	176
Recreational Opportunities	26.1% (46)	37.5% (66)	23.9% (42)	5.1% (9)	7.4% (13)	2.09	176
Transportation	46.1% (82)	33.1% (59)	12.9% (23)	2.2% (4)	5.6% (10)	1.7	178
Other						 view	9

6. What are the most pressing issues facing general health and wellness in Linn County?

	Major Problem	Moderate Problem	Minor Problem	Not A Problem	N/A	Rating Average	Response Count
Affordable Housing	35.0% (64)	47.0% (86)	15.3% (28)	2.2% (4)	0.5% (1)	1.85	183
Drug Abuse	73.3% (137)	23.5% (44)	3.2% (6)	0.0% (0)	0.0% (0)	1.3	187
Food	20.2% (37)	49.2% (90)	26.8% (49)	2.7% (5)	1.1% (2)	2.12	183
Health Care	62.7% (116)	28.6% (53)	8.1% (15)	0.5% (1)	0.0% (0)	1.46	185
Medication Assistance	45.4% (83)	40.4% (74)	12.0% (22)	1.1% (2)	1.1% (2)	1.69	183
Mental Health	55.4% (102)	31.0% (57)	13.6% (25)	0.0% (0)	0.0% (0)	1.58	184
Transportation	26.2% (48)	44.8% (82)	26.8% (49)	1.6% (3)	0.5% (1)	2.04	183
Weight Loss/Exercise	41.1% (76)	36.2% (67)	21.1% (39)	1.1% (2)	0.5% (1)	1.82	185
Other						 view	7

Needs Assessment Survey

Open Ended Question Summary

7. What is the single most important health and human service issue facing residents of Linn County that you would like the United Way of Linn County to address?

	Of All Respondents	
	People	Percent

United Way of Linn County

Needs Assessment Survey

Spring 2008

Drugs	34	24%
Health Care	34	24%
Affordable Housing	*18	*13%
Mental Health	17	12%
Dental Health	11	8%
Youth Activities	8	6%
Youth Mentoring	7	5%
Parenting Skills	6	4%
Medication Assistance	5	4%

**Four respondents out of the eighteen listed homelessness as the primary problem. If broken out from the Affordable Housing Category, affordable housing would have 14 respondents or and homelessness would have 4 respondents.*

